

XY3000 Series



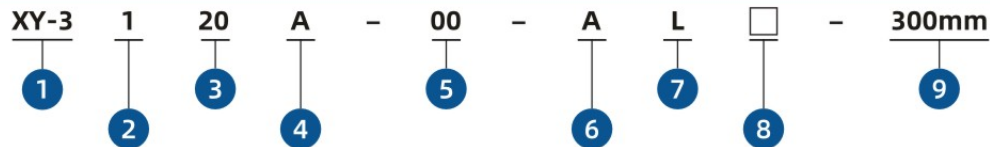
FEATURES

1. Low power consumption, energy saving and environmental protection,
2. High working frequency, high working pressure, widely used
3. Smaller size, saving space
4. Multiple connection method
5. Sliding column structure have good sealing and sensitive response
6. The inner hole is processed by special technology, with low friction resistance, low starting air pressure and long service life
7. The valve group can be integrated with the base, which save installation space

SPECIFICATION

Model No.	XY3120A	XY3220A	XY3320A	XY3420A	XY3520A
	XY3140A	XY3240A	XY3340A	XY3440A	XY3540A
Working Medium	Compressed Air (filtered by 40μm filter screen)				
Valve Type	5/2 Single Coil	5/2 Double Coil	5/3 center close type	5/3 center exhaust type	5/3 center pressure type
Port Size	Inlet=Outlet=Exhaust= M5 (XY3_20) Namur Type (XY3_40)				
Working Pressure	0.15-0.7		0.2-0.7		
Ensured Pressure Resistance	1.0				
Operating Temperature	-5~50°C				
Max. Operating Frequency	10		3		
Connection Method	Vertical / Parallel / Vertical Parallel				
Voltage Range	Rated Voltage ± 10%				
Protection Class	IP65				
Main Material	Aluminum				

ORDERING CODE

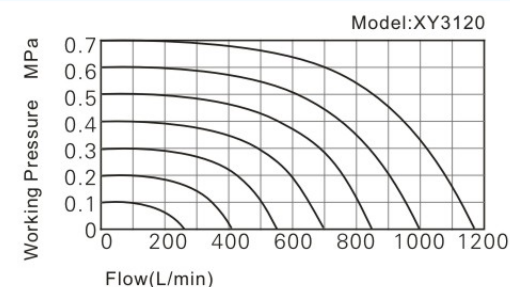


1. Model Series
XY-3
2. Valve Type
1: 5/2 Single Coil
2: 5/2 Double Coil
3: 5/3 Double coil center close type
4: 5/3 Double coil center exhaust type
5: 5/3 Double coil center pressure type
3. Connection Method
20: Thread Type
40: Namur Type
4. Manual Operation
A: Press the lock button then turn
5. Connection Port
00: M5
6. Voltage Type
A: AC220V B: DC24V
C: AC110V D: DC12V
E: AC24V
7. Wire Lead Type
L: Vertical M: Parallel
N: Vertical Parallel
P: Pin Type
8. Indicator light, surge, voltage protection circuit
Blank: With indicator light, no surge and voltage protection
R: With indicator light, surge and voltage protection
Z: No indicator light, surge and voltage protection
Z: No indicator light, with surge and voltage protection
* No indicator light for pin type
9. Wire Length
300mm 600mm Customized

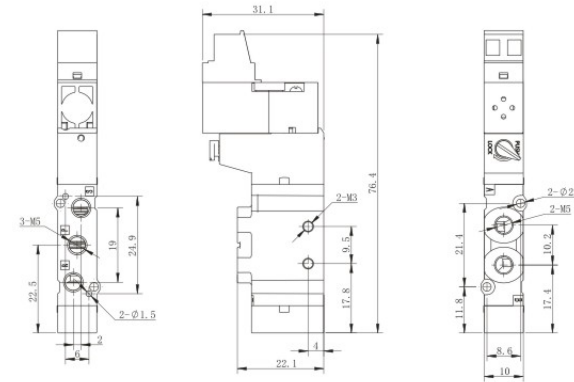
INSTALL AND OPERATION

1. When taking the solenoid valve, do not drop or drop it to avoid damage to the solenoid valve.
2. Due the pilot valve is a precision component, please do not crush the pilot valve to avoid damage.
3. Do not disassemble the solenoid valve when using, if the pilot valve screw (M1.6×14) is accidentally loose, please tighten it with a torque range of 0.1~0.12N.m.

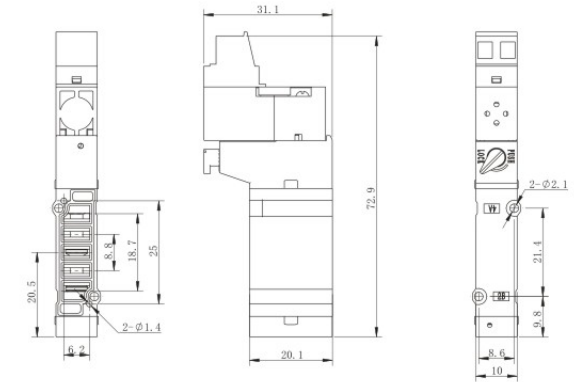
FLOW CHARACTERISTICS



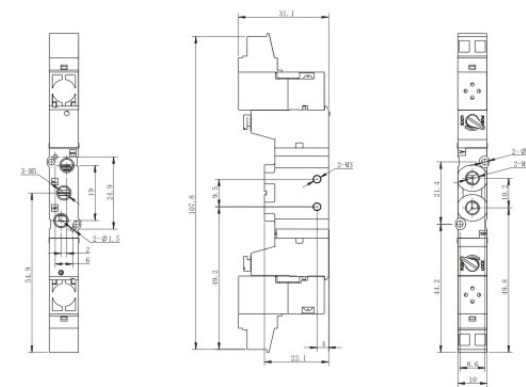
XY3120 Dimensional Graphy



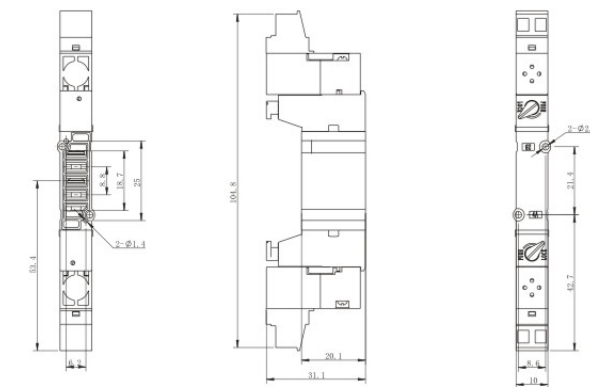
XY3140 Dimensional Graphy



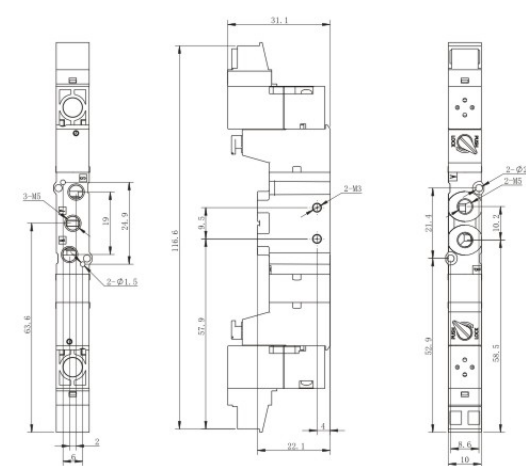
XY3220 Dimensional Graphy



XY3240 Dimensional Graphy



XY3320 Dimensional Graphy



XY3340 Dimensional Graphy

